



# F-1002MLJ

## Modular Ice Machine Low-Side Series



F-1002MLJ  
08/18/21  
Item # 13345


**W x D x H**  
**22" x 27<sup>3/8</sup>" x 26"\***

Shipping Dimensions  
33" x 25<sup>1/4</sup>" x 32"

**F-1002MLJ\***  
Rack System Flaker  
Shown on optional bin B-700



## Features

- ▶ Durable stainless steel exterior
- ▶ Advanced CleanCycle24™ design 
- ▶ Stainless steel auger with greaseless bearing

- Up to 1028 lbs. of ice production per 24 hours
- Mount two units, side-by-side, in only 44" of floor space for double the amount of ice production
- 2 second flush cycle every hour
- Flush cycle removes sediment for cleaner ice
- Infrared bin control for easy cleaning and reliability
- R-404A, R-407A, R-407F Refrigerant

### Available on Bins:

B-250SF B-500SF B-800SF B-1150SS B-1500SS\*  
B-300SF B-700SF B-900SF B-1300SS B-1650SS\*

Top kit may be required. See Bin Spec Sheets. \*Two unit application only.

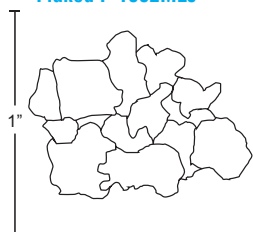
### Warranty:

3 Year Parts & Labor on entire machine. Valid in United States, Canada, Puerto Rico and U.S. Territories. Contact factory for warranty in other countries.

		ICE PRODUCTION		WATER USAGE			ELECTRICAL						
Condenser	Model	Air / Water Temp Lbs. per 24 hours 70°/ 50°F	90°/ 70°F	Type of Ice (Hardness Rating)	Potable Gal. per 100 lbs. 90°/ 70°F	Condenser Gal. per 100 lbs. 90°/ 70°F	kWh Used per 100 lbs. 90°/ 70°F	Max. Fuse Size or HACR Circuit Breaker	Amperage	Voltage	Circuit Wires (including ground)	Heat Rejection BTU/hr.	Ship Weight (lbs.)
Remote	F-1002MLJ	1028	797	Flaked (72.8)	12.0	N/A	1.51	15A	3.3A	115V/60/1	3	8,600	150

### Cube Dimensions\*

Flaked F-1002MLJ



\* approximate size in inches, image not to scale

### Operating Limits

- Ambient Temp Range 45 - 100°F
- Water Temp Range 45 - 90°F
- Water Pressure 10 - 113 PSIG
- Voltage Range 104-127V

### Service

- Panels easily removed and all components accessible for service.
- Allow 6" (15 cm) clearance at rear and sides, and 24" (61 cm) clearance at top for proper air circulation and ease of maintenance/service.

### Plumbing

- Icemaker Water Supply Line: Minimum 1/4" Nominal ID Copper Water Tubing or Equivalent
- Icemaker Drain Line: Minimum 3/4" Nominal ID Hard Pipe or Equivalent

*Unit is supplied with a nitrogen charge.  
Nitrogen must be removed before final connection.*



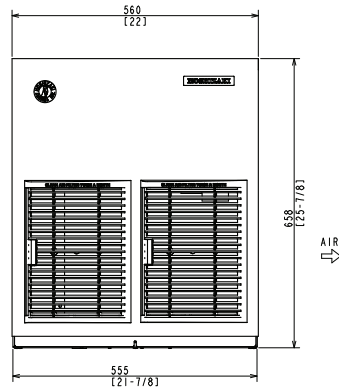
# F-1002MLJ

Modular Ice Machine  
Low-Side Series



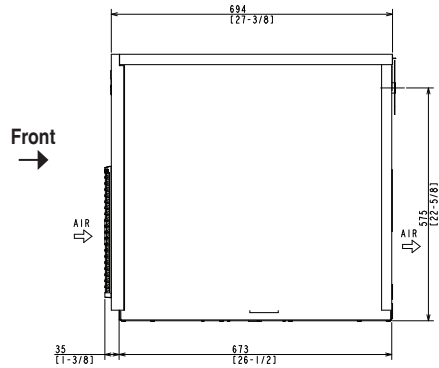
F-1002MLJ  
08/18/21  
Item # 13345

FRONT VIEW

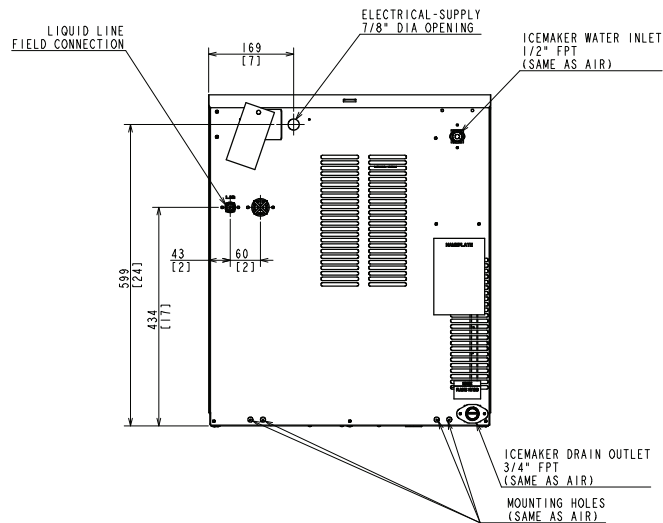


mm  
[inch]

SIDE VIEW

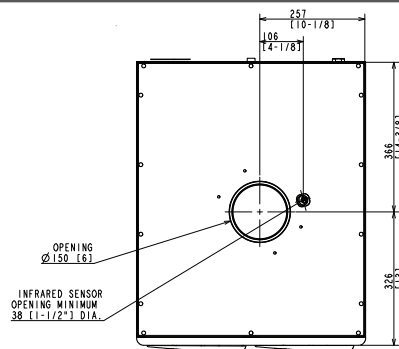


REAR VIEW



*Unit is supplied with a nitrogen charge.  
Nitrogen must be removed before final connection.*

BOTTOM VIEW



Front ↑